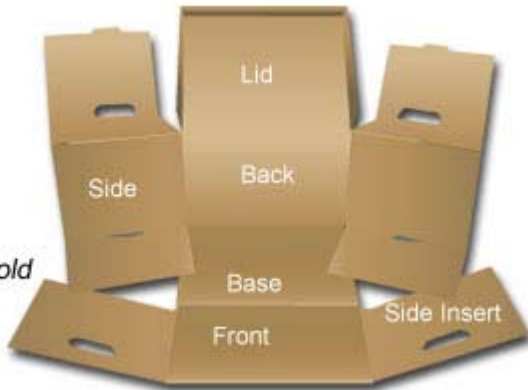


# Build-a-Box

4 easy steps...

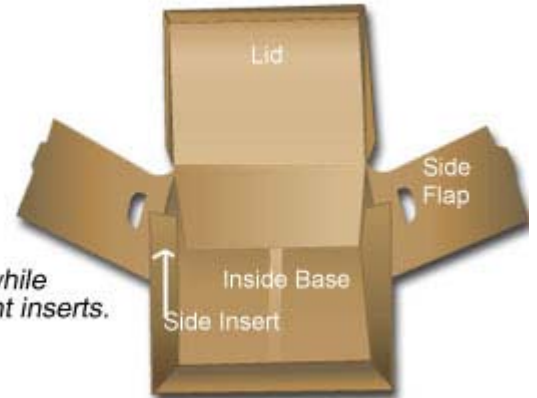


With back vertical to the base, fold sides in.



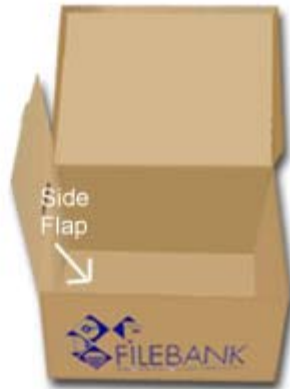
Step 1

Raise front while sliding in front inserts.



Step 2

Fold down side flaps and lock tabs into base.



Step 3

Lid: fold in lid side flaps and fold over the top rim locking tabs into slots.



Step 4